








































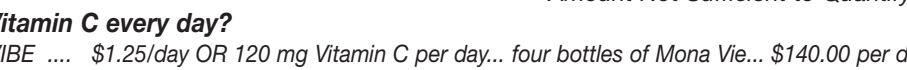


Do You Want Real Nutrition or Sugar Water?

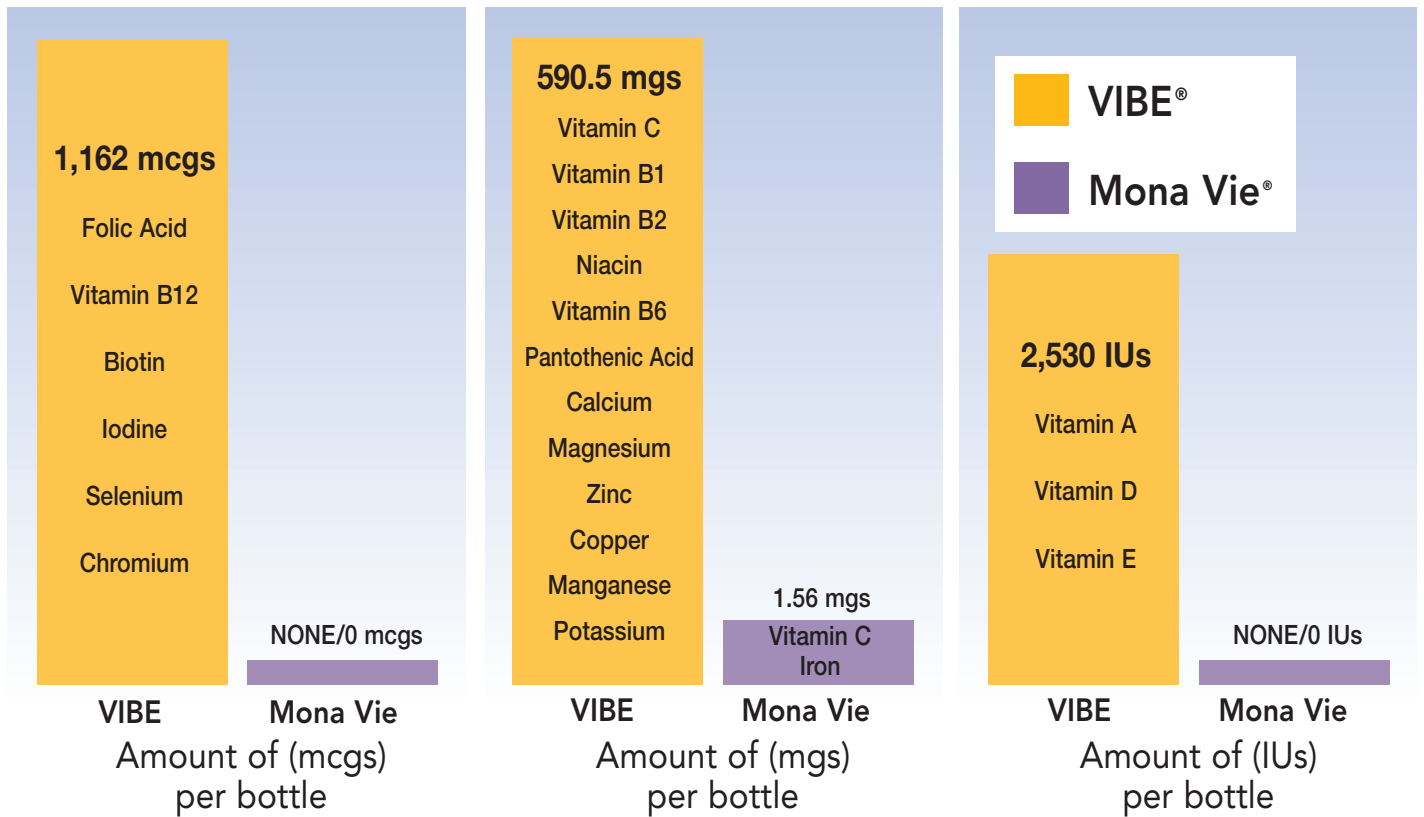


Product	1 OZ. VIBE®	Bottles of MONA VIE®	How much of each product (Mona Vie or VIBE) will it take to reach the stated nutrient level?
Vitamin A	2000 IU  or		*
Vitamin D	500 IU  or		*
Vitamin E	30 IU  or		*
Vitamin B1	1.5 mg  or		*
Vitamin B2	1.7 mg  or		*
Vitamin C	120 mg  or		
Niacin	18 mg  or		*
Vitamin B6	2 mg  or		*
Folic Acid	400 mcg  or		*
Vitamin B12	12 mcg  or		*
Biotin	300 mcg  or		*
Pantothenic Acid	10 mg  or		*
Calcium	100 mg  or		*
Iodine	150 mcg  or		*
Magnesium	155 mg  or		*
Zinc	5 mg  or		*
Selenium	25 mcg  or		*
Copper	.5 mg  or		*
Manganese	1.8 mg  or		*
Chromium	120 mcg  or		*
Potassium	175 mg  or		*

* Amount Not Sufficient to Quantify.

What would you prefer to pay to get your Vitamin C every day?




120 mg of Vitamin C per day one ounce of VIBE \$1.25/day OR 120 mg Vitamin C per day... four bottles of Mona Vie... \$140.00 per day!



ANTIOXIDANT POWER

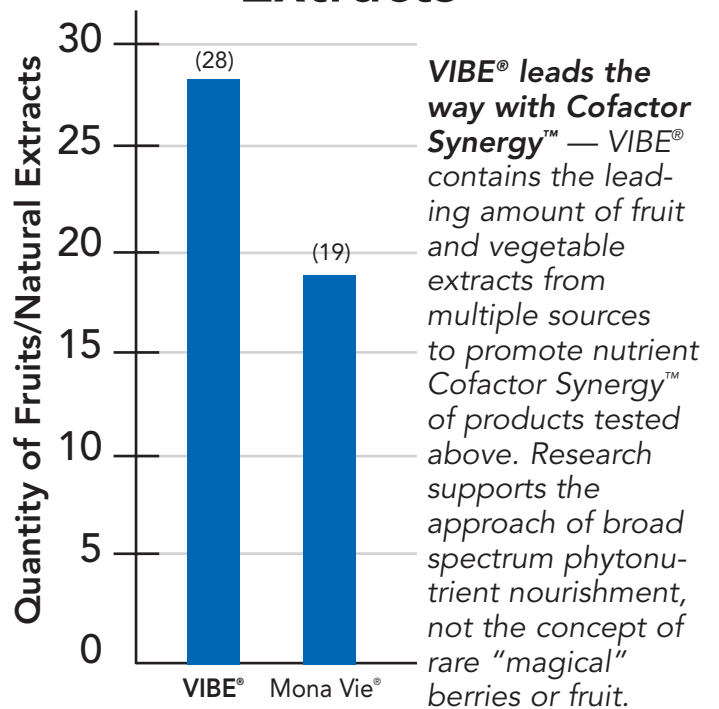
ORAC RESULTS

Actual 3rd Party Laboratory Tested Data

 VIBE® 153,746	 Mona Vie® 31,099
 ORAC GUARANTEE VIBE Certifies a Minimum ORAC Guarantee of 100,000 units Per Bottle	NO ORAC Guarantee

	VIBE®	Mona Vie®
Green Tea	X	NO
Aloe Vera Gel	X	NO
CoQ 10	X	NO
Glucosamine	X	NO
D-Ribose	X	NO

Fruits & Natural Extracts



Laboratory Test Results and Research Data on File, Eniva USA, 2008.
Products listed in this Market Comparison document are Registered Trademarks of the respective companies and are not affiliated with Eniva®.